



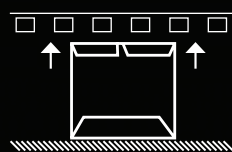
# CAPSTONE F *Series*

**F Series Closer**  
Closes shelf-ready cases and standard shippers

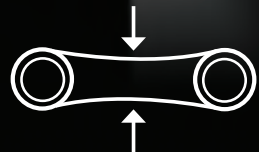
# CAPSTONE F *Series*



## FEATURES



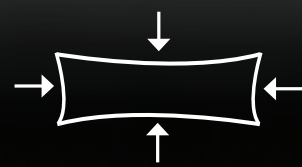
Auto-Open



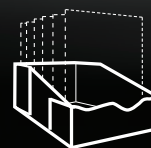
Self-Tensioning Belts




1 Minute Changeover




Compact Footprint



Cabrio Case® SRP



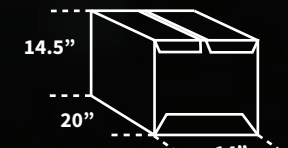
Shelf-Ready Cases



Economical Shippers



Pass-Through Mode



Maximum Finished Case Size



Speeds up to 55/min

# CAPSTONE F *Series*



## KEY FEATURES

Closes a Wide Range of Case Styles

Closes Corrugated Material and Paperboard

Compact-Inline Footprint

Simple 1 Minute Tool-Less Changeover



## MACHINE LAYOUT

Right Hand Inline Discharge

Left Hand Inline Discharge



## CONTROL SYSTEM

PLC Allen-Bradley Compact Logix

HMI Allen-Bradley Panelview 700 or 1000

Safety System Category II or III



## ENCLOSURE CONFIGURATIONS

Main Panel NEMA 4 (SS) or NEMA 4X(SS)

Panel Cooling Vortex, Heat Exchanger or Air-Conditioner



## UTILITIES

Power 480v 60hz 3ph

Air 15 SCFM @ 80PSIG



## DIMENSIONS

Weight 2,400 lbs.

Overall Length 13' (3,965 mm) \*Includes tunnel guarding

Overall Width 5' (1,525 mm)

Overall Height 6' 5" (1,985 mm)



## MACHINE OPTIONS

Backside Doors Easy Access with Doors Surrounding Machine

Open Flap Detection Operator Notification for Open Flaps

Reject Conveyor Removal of Rejected Cases

Elevation Top of Conveyor Height 24" or 36"

Changeover Push-Button Changeover Available

Status Glow Bright Internal LED Status Lights

Please call (800) 328-5558 to discuss custom configurations and applications.

